



Wall Mounting Landscape Light



LED Colour Temperature

- 3000K
- 6000K

Optics



R5

R0118C044XL 18°


R0125C044XL 25°

R0140C044XL 40°


R5



18°



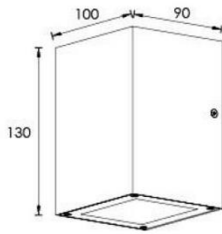
25°



40°

Outer Dimensions

Unit:mm



Material specifications

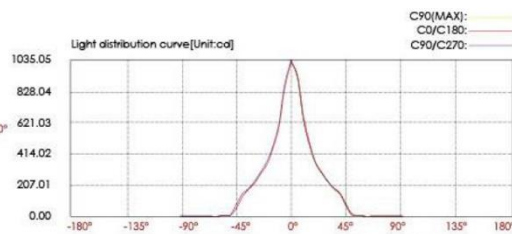
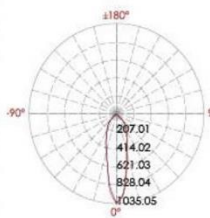

Housing	12# Die-casting dark grey powder coated aluminum. T=60-80µm. Adhesion of ISO class 1/ASTM class 4B
Light Window	PC T=6mm
Gasket	Tooling shaped seal
Driver	Main voltage 100V-240V driver inside buidled
Operating temperature	-20°C~40°C
Mounting base	H05RN-F 2×1.0mm² L=0.3m(low voltage) H05RN-F 3×1.0mm² L=0.3m(high voltage)

Housing color option

Sanded Brown RAL 8019	Sanded Black RAL 9005	Sanded White RAL 9003



Item	Light source	Lens	The manufacturer selected lens degree(°)θ1/2	Input voltage(V)	Typical operating current(mA)	Typical consumption(W)	Typical luminance(lm)	IK rate
R7AG0226	2×6W COB	R5	25°	24V DC 120/240	24V = 540 120V = 130 240V = 74	24V = 13.0 120V = 15.4 240V = 15.6	Cool white =2×745 Warm white =2×651	06



Center beam LUX	Beam width V	H
254.04 LUX	0.9m	0.9m
64.01 LUX	1.9m	1.9m
28.45 LUX	2.8m	2.8m
16.00 LUX	3.8m	3.8m
10.24 LUX	4.7m	4.7m
7.11 LUX	5.7m	5.6m

Ver.Spread:26.5 Horiz.Spread:26.4