
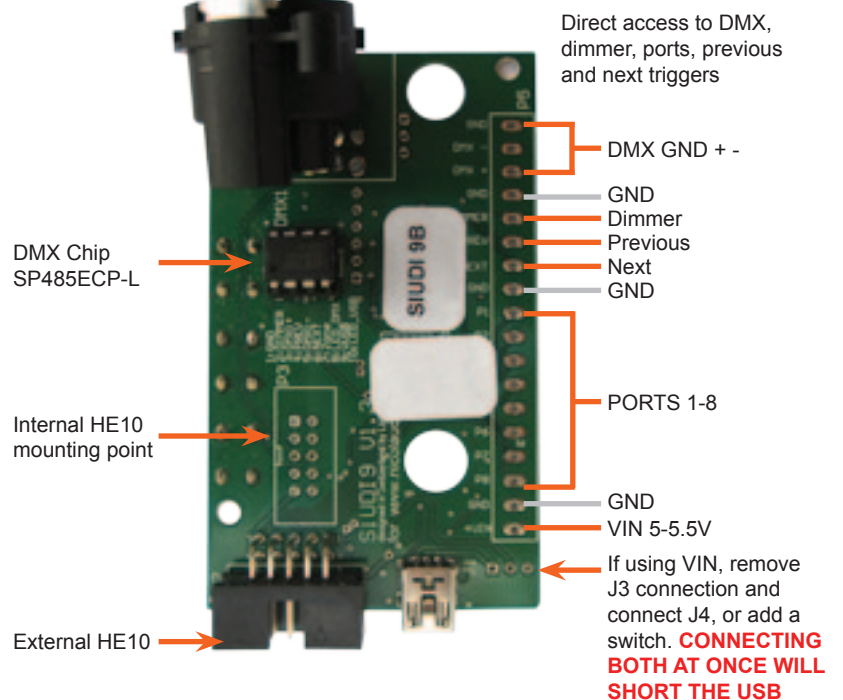


DMX Live control and Stand Alone controller

- USB connection
- 512 DMX512 channels universe in live mode (computer)
- 256 DMX512 channels universe in stand alone
- 8 dry contact trigger ports via HE10 connector
- stand alone mode with 1 area and 20 scenes




- 1 DMX1 ground
 2 DMX1 data-
 3 DMX1 data+



SPECIFICATIONS

Package	Interface, cdrom, usb cable
OS Requirement	Mac OSx 10.6/10.7/10.8 - Windows XP/VISTA/SEVEN/8 32/64 bits and USB 2.0
Colors	Blue, Orange, Gray, Green, Marine, White, Red
Connections	XLR3, mini USB, 1 HE10
Power	Power From 5V to 5.5V DC (AC/DC adapter in option, ref: POWER1_EU)
Certifications	EC, EMC, ROHS, ETL, UL (some are in progress)
Interface	79x92x43 mm 90g
Package	140x135x50 mm 290g
Use	Environnement IP20 Temperature 0°C to 50°C
Buttons	2 buttons to change scene (previous/next) + 1 button to change dimmer

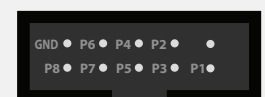
Internal HE10



- 1 GND 6 NEXT
 2 DIMMER 7 UNUSED
 3 DMX 1+ 8 DMX LED
 4 PREVIOUS 9 VUSB 5V*
 5 DMX 1- 10 USB LED

CAUTION: DO NOT SHORT THE USB


External HE10



- P1 PORT 1 P6 PORT 6
 P2 PORT 2 P7 PORT 7
 P3 PORT 3 P8 PORT 8
 P4 PORT 4 GND Ground
 P5 PORT 5




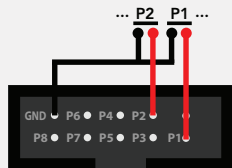
LIVE USE WITH COMPUTER



STAND ALONE USE

PORTS SETUP

Connect any of the port pins with the ground pin to trigger a volt free dry contact port. Ports can be combined in binary to have up to 255 triggers.



SOFTWARE TOOLS.EXE to set parameters



TOOLS TABS

- Interface**
Displays the serial number and firmware version
- Stand Alone**
Set the interface to stand alone mode
- Firmware**
Write the latest firmware
- Test**
Test DMX outputs and ports
- Parameters**
Adjust special parameters
- Dmx Timing**
Adjust DMX output signal

Nicolaudie software

- Easy Stand Alone software (PC)
- ESA2 software (PC & Mac)