



Wall Mounting Landscape Light

LED Colour Temperature

Optics

- 2000K
- 3000K
- 6000K

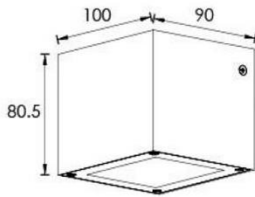
N/A

Single Side



Outer Dimensions

Unit:mm



Material specifications


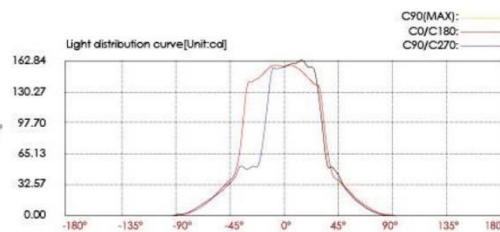
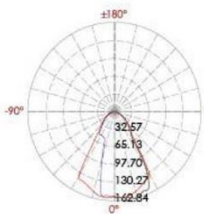

Housing	12° Die-casting dark grey powder coated aluminum. T=60-80µm.Adhesion of ISO class 1/ASTM class 4B
Light Window	PC T=6mm
Gasket	Tooling shaped seal
Driver	Main voltage 100V-240V driver inside builded
Operating temperature	-20°C~40°C
Power Cable	H05RN-F 2×1.0mm² L=0.3m(low voltage) H05RN-F 3×1.0mm² L=0.3m(high voltage)

Housing color option



Sanded Brown RAL 8019	Sanded Black RAL 9005	Sanded White RAL 9003

Item	Light source	Lens	The manufacturer selected lens degree(°)θ1/2	Input voltage(V)	Typical operating current(mA)	Typical consumption(W)	Typical luminance(lm)	IK rate
D7AA0137	1×3W NICHIA	—	—	24VDC 120/240	24V = 134 120V = 36 240V = 22	24V = 3.10 120V = 4.40 240V = 4.50	155	06



For more photometric data , please access Kapego website www.kapego.com